

# *Stairway to the Stars*



## ***December Newsletter***



### ***Christmas Break:***

***Monday, December 25<sup>th</sup> - Sunday, January 7<sup>th</sup>***

***Classes resume on Monday, January 8<sup>th</sup>***

### ***Holiday Party Week:***

***December 18<sup>th</sup> - 21<sup>st</sup>***

***Holidays are here, wear your cheer! Ugly sweaters, Santa Hats, Christmas Shirts, etc!  
Games and Treats in class!***

**Thank you to everyone that participated in the Christmas Show and the Lighted Holiday Parade! Everyone did a great job and it was such a fun experience! Our Frozen float was 2<sup>nd</sup> place!**

You can check out our online store to order Stairway to the Stars gear and have it shipped to you! Check it out: [www.shopstts.com](http://www.shopstts.com)!

**We have lots of T-Shirts, Leotards, and Dance Bags in stock! Stop in the office to check them out! All items are 50% off thru December 22<sup>nd</sup> !**

All accounts must be current by Friday, December 22<sup>nd</sup> so that we can complete our end of the year books. This includes all tuition and costume amounts.

**Costumes will start to be handed out in January.  
Costumes will only be sent home if your account is current  
- this includes tuition, costume charges etc.**

**Your account balance must be \$0 before costumes will be sent home.**

Tights for all students (unless you had them approved in November) and Jewelry for new students have been ordered and billed.

As winter approaches be sure to the read the section about Weather Cancellations in the Handbook so that you are sure you understand our policies. When in doubt, please check the website. The only scheduled days that there is not class are listed on the calendar under the "Event" tab. Weather related cancellations will be in red at the top of our homepage.

**Absences:** please use the **Absence Form** on our website to let us know if your child will miss class. The link to the form is on the Home Page of our website: [www.stairwaytothestarz.com](http://www.stairwaytothestarz.com)

**We are busy working on our routines for the recital!**

- **Music for each class is available on the Parent Portal under "Shared Files"**
- **Videos of routines will be available under "Shared Files" and also on our YouTube Channel under 2024 Recital Choreography. Be sure to subscribe to our YouTube Channel: Stairway to the Stars. You can find videos for practicing at home under 2024 Recital Choreography. Videos will be posted as routines are finished in the coming weeks/months. Your dancer should know if they have made videos in class.**

Here is a link to our channel:

<https://www.youtube.com/channel/UCY8kTLhXXkCo9zrNUtHVeUg>

As we look ahead to pictures and the recital, please start making plans for your Hair and Make-Up. Following this page, there is a document about Hair and Make-Up. It is also posted on the website under the Handbook tab.

**Hair:** we have 24 sample colors of the curly bun hairpieces. If you would like us to order one for you, just let us know and we will color match your dancer in class and order for you. Hairpieces are just \$10 and make life so much easier!

**\*\*Please try to avoid dying hair the pretty pinks, purples, blues as we approach pictures and the recital.**

**Make-Up:** our suggestions are colors that are best onstage and we appreciate you going with those or something as close as possible. You can also pre-order a make-up kit from us. Kits contain: eye liner, eye shadow, mascara, blush, and lipstick. You would just need to add foundation and powder to match your skin tone. Kits come in a make-up bag. The cost is \$50 per kit.

Looking ahead:

- Pictures: March 4<sup>th</sup> – 7<sup>th</sup>
- Spring Break: March 11<sup>th</sup> – 17<sup>th</sup>
- Recital: May 3<sup>rd</sup> & 4<sup>th</sup>
- Recital participation is mandatory. It is the best weekend of the year!
- Call the Riverside Casino to book your room, if you would like to spend the night Friday and/or Saturday.



## Hair & Make-Up for Pictures and the Recital

### **Hair**

Our suggestion is that you put your hair in a bun and purchase a \$10 Curly Bun Hairpiece from Amazon. This is soooo easy and looks so great on stage!



PRETTYSHOP Scrunchie Scrunchy Bun Up Do Hair Piece - \$9.99

Available in 44 colors

(we have about 20 of them available in the office for color matching)

[https://www.amazon.com/gp/product/B00H006AXE/ref=ppx\\_yo\\_dt\\_b\\_asin\\_title\\_o03\\_\\_o00\\_s00?ie=UTF8&psc=1](https://www.amazon.com/gp/product/B00H006AXE/ref=ppx_yo_dt_b_asin_title_o03__o00_s00?ie=UTF8&psc=1)  
(Copy this link and paste into your browser)

### Notes about buns:

- Use Gel and Hairspray to pull your hair back so you don't have tons of wispy hair sticking out. Be sure that bangs are back or that you use a side part and bangs are secured off to the side. No bangs on the forehead.
- Put the pony tail in securely with a pony tail holder at the back of the head, not a high bun on top of your head
- Make your bun (see YouTube video below, if needed). Use bobby pins around the perimeter in X's.
- Put the Pretty Shop hair scrunchie around the bun and secure with bobby pins in X's

### Bun tutorial on YouTube:

<https://www.youtube.com/watch?v=882m4QKu0sg>

(Copy this link and paste in your browser)

## Make-Up

While it is not required that you purchase these exact brands/colors of make-up, these are my suggestions and you should use something as close to these colors as possible. Obviously, you should use foundation and powder colors that compliment your skin tone. You should also use eye liner and mascara (false eye lashes are great for the middle school and high school girls).

### Eye Shadow



Cover Girl 286 Smokey Nudes

[https://www.amazon.com/CoverGirl-Eye-Enhancers-4-Kit-Shadow/dp/B00L5SXY4A/ref=sr\\_1\\_5\\_s\\_it?s=beauty&ie=UTF8&qid=1547946414&sr=1-5&keywords=covergirl+eyeshadow+286+smokey+nudes](https://www.amazon.com/CoverGirl-Eye-Enhancers-4-Kit-Shadow/dp/B00L5SXY4A/ref=sr_1_5_s_it?s=beauty&ie=UTF8&qid=1547946414&sr=1-5&keywords=covergirl+eyeshadow+286+smokey+nudes)

Also available at Walmart and other stores

### Blush



Cover Girl 510 Iced Plum

[https://www.amazon.com/d/Blush-Makeup/COVERGIRL-Classic-Color-Blush-Packaging/B001MW6G0S/ref=sr\\_1\\_4\\_s\\_it?s=beauty&ie=UTF8&qid=1547946576&sr=1-4&keywords=covergirl%2Bblush%2B510%2Biced%2Bplum&th=1](https://www.amazon.com/d/Blush-Makeup/COVERGIRL-Classic-Color-Blush-Packaging/B001MW6G0S/ref=sr_1_4_s_it?s=beauty&ie=UTF8&qid=1547946576&sr=1-4&keywords=covergirl%2Bblush%2B510%2Biced%2Bplum&th=1)

Also available at Walmart and other stores

### Lipstick



Cover Girl Outlast All-Day Lipstick 542 Brazen Raisin

[https://www.amazon.com/CoverGirl-Outlast-Lipcolor-Brazen-Raisin/dp/B00J2APDA6/ref=sr\\_1\\_4\\_s\\_it?s=beauty&ie=UTF8&qid=1547946891&sr=1-4&keywords=covergirl%2Boutlast%2Blipstick%2B542%2Bbrazen%2Braisin&th=1](https://www.amazon.com/CoverGirl-Outlast-Lipcolor-Brazen-Raisin/dp/B00J2APDA6/ref=sr_1_4_s_it?s=beauty&ie=UTF8&qid=1547946891&sr=1-4&keywords=covergirl%2Boutlast%2Blipstick%2B542%2Bbrazen%2Braisin&th=1)

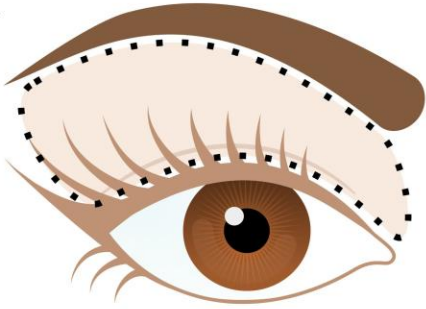
Also available at Walmart and other stores

Eyeliner: Cover Girl Perfect Point Eyeliner 200 Black Onyx

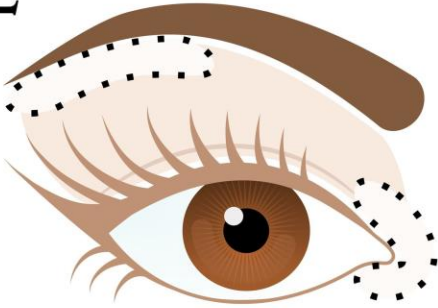
Mascara: Cover Girl Professional 3-in-1 Straight Brush Mascara 225 Very Black

# HOW TO APPLY EYESHADOW

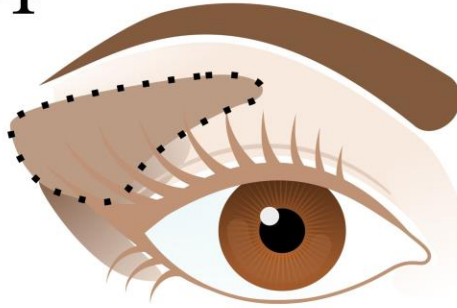
1




2



4



3



5

